



METHODS OF REDUCING PRESSURE LOSS IN DOMESTIC WATER PIPES

*Ruzibaeva Marhabo^{1,a} Abdujalilov Farrukh^{1,b}, Khaydarova Vasila^{1,c},
Umarov Uchkun^{2,a}*

Tashkent State Transport University, student^{1,a,b,c}

Tashkent State Transport University, associate professor^{2,a}

ABSTRACT: *Pressure loss in domestic water supply pipelines is a significant factor that affects the efficiency, reliability, and performance of water distribution systems in residential buildings. Excessive pressure losses may lead to insufficient water pressure at consumer points, particularly in multi-storey buildings, and can increase the operational costs and energy consumption of pumping equipment. Therefore, reducing hydraulic losses in domestic water pipes is an important task in the design and operation of water supply systems. This paper examines the main causes of pressure loss in domestic pipelines, including friction losses and local losses caused by fittings and valves. Various engineering methods for reducing pressure loss are discussed, such as optimizing pipe diameter, selecting smooth pipe materials, minimizing the number of fittings, controlling flow velocity, and ensuring proper installation and maintenance of pipelines. The implementation of these methods can significantly improve hydraulic efficiency, ensure stable water pressure, and increase the overall reliability of domestic water supply systems.*

Keywords: *domestic water supply, pressure loss, pipeline hydraulics, friction loss, pipe diameter, water distribution systems.*

INTRODUCTION

Water supply systems are essential components of modern residential infrastructure, ensuring the reliable delivery of potable water to households for drinking, sanitation, and domestic use. In residential buildings, especially multi-storey structures, water is transported through a complex network of pipelines,



valves, fittings, and distribution devices. During the movement of water through these pipelines, a portion of the pressure is inevitably lost due to hydraulic resistance. This phenomenon is commonly referred to as pressure loss or head loss in pipelines.

Pressure loss occurs primarily due to friction between the flowing water and the inner surface of pipes, as well as due to local resistances created by fittings such as bends, valves, tees, and reducers. If these losses become excessive, they may result in inadequate water pressure at consumer points, particularly on upper floors of buildings. This can negatively affect the efficiency and reliability of domestic water supply systems and may also lead to increased energy consumption of pumping equipment used to maintain the required pressure.

With the rapid development of urban areas and the construction of high-rise residential buildings, the issue of pressure loss in domestic water pipelines has become increasingly important. Engineers and designers must consider hydraulic efficiency when designing internal water supply systems in order to ensure stable water delivery and minimize operational costs.

Therefore, studying the methods of reducing pressure loss in domestic water pipes is an important task in hydraulic engineering and building services design. By optimizing pipeline parameters, selecting appropriate materials, and applying proper installation techniques, it is possible to significantly reduce hydraulic losses and improve the overall performance of domestic water supply systems.

METHODS

Reducing pressure loss in domestic water pipes requires a combination of proper hydraulic design, appropriate pipe material selection, and efficient system operation. Various engineering methods can be applied to minimize hydraulic resistance and ensure stable water pressure throughout the water distribution system. The most important methods are described below.

Increasing Pipe Diameter - One of the most effective methods for reducing pressure loss is selecting an appropriate pipe diameter. When the diameter of a pipe increases, the velocity of the water decreases for the same flow rate. Lower flow velocity reduces friction between the water and the pipe wall, which results in smaller pressure losses. Therefore, during the design stage of domestic water supply systems, engineers should carefully calculate the optimal pipe diameter to maintain efficient flow conditions. Using Pipes with Smooth Internal Surfaces - The roughness of the pipe's internal surface significantly influences friction losses. Pipes with smoother surfaces create less resistance to water flow. Modern materials such as **PVC (Polyvinyl Chloride)**, **HDPE (High-Density Polyethylene)**, and **PPR (Polypropylene Random Copolymer)** have relatively smooth inner surfaces compared to traditional steel or cast-iron pipes. Using such materials helps reduce hydraulic resistance and improves the overall efficiency of the water supply system.

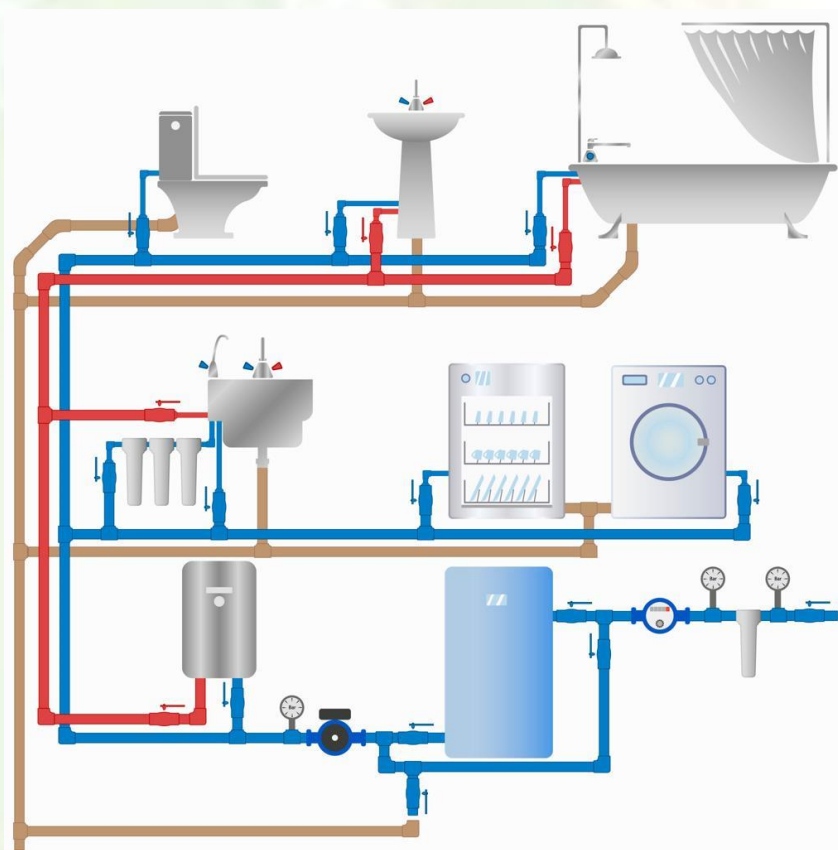


Figure 1. Typical layout of a domestic water supply pipeline system in a residential building.



Minimizing the Number of Fittings and Bends - Each fitting or change in the pipeline direction creates local resistance and contributes to pressure loss. Components such as elbows, valves, tees, reducers, and water meters cause additional turbulence and energy loss in the flow. To reduce these losses, the pipeline layout should be designed with the minimum possible number of fittings. Long-radius bends should be used instead of sharp elbows whenever possible to reduce hydraulic resistance.

Controlling Flow Velocity - Excessive water velocity increases friction losses and may cause noise, vibration, and pipe wear. In domestic water supply systems, maintaining an optimal flow velocity is essential for reducing pressure loss. Typically, recommended water velocity in building water supply pipes ranges from **0.6 m/s to 1.5 m/s**. Proper velocity control ensures efficient operation of the system while preventing unnecessary energy losses.

Proper Installation and Alignment of Pipelines - Incorrect installation of pipelines may increase pressure loss. Poor alignment, pipe deformation, or improper joint connections can create additional resistance to water flow. Therefore, pipelines must be installed carefully according to engineering standards. Ensuring straight alignment, proper support spacing, and leak-free joints helps maintain smooth water flow and reduces hydraulic losses.

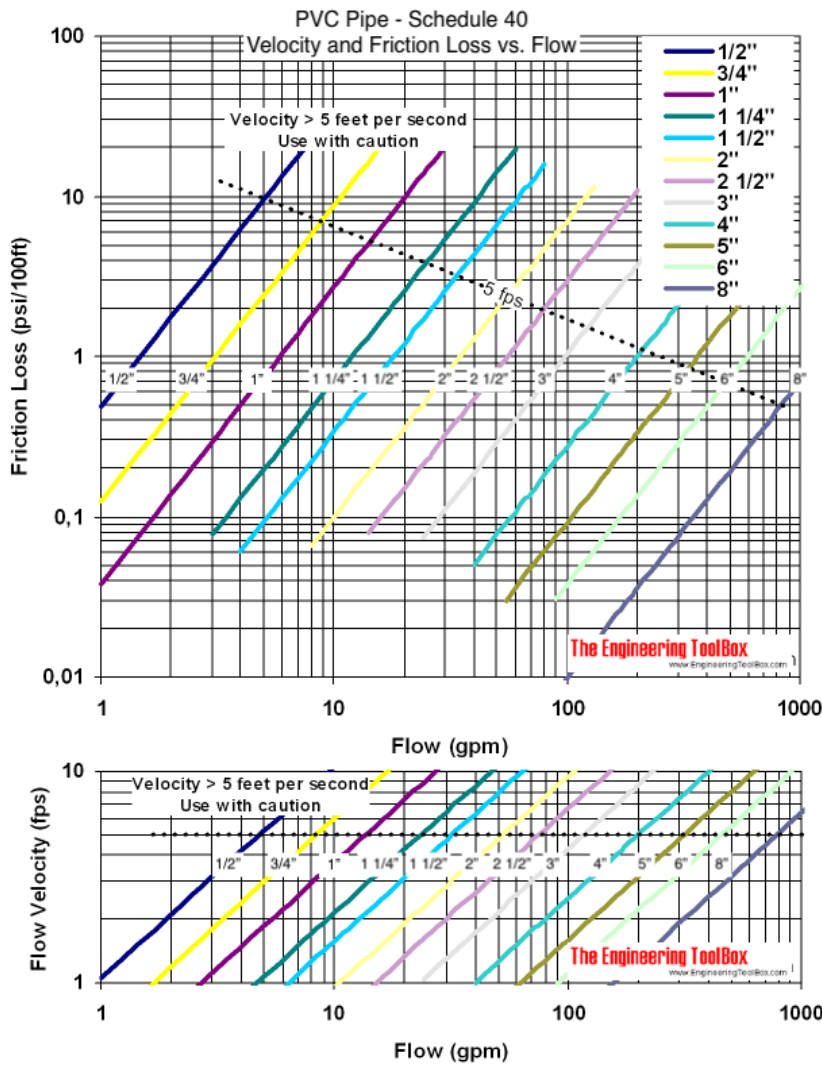
Regular Maintenance and Cleaning of Pipes - Over time, mineral deposits, corrosion, and sediment can accumulate inside water pipes, increasing surface roughness and reducing the effective pipe diameter. This leads to higher friction losses and lower water pressure. Regular maintenance activities such as pipe flushing, cleaning, and inspection of valves and filters help maintain the hydraulic efficiency of domestic water supply systems.

Application of Pressure Control Devices - In some domestic water supply systems, pressure-regulating valves and automatic control devices are used to maintain stable pressure and reduce excessive energy losses. These devices help optimize the hydraulic performance of the system and ensure efficient water distribution throughout the building.

RESULTS



The application of various methods for reducing pressure loss in domestic water pipes demonstrates significant improvements in the hydraulic performance and operational efficiency of water supply systems. The results obtained from hydraulic analysis and practical implementation indicate that proper pipeline design and material selection can considerably decrease friction and local resistance losses.



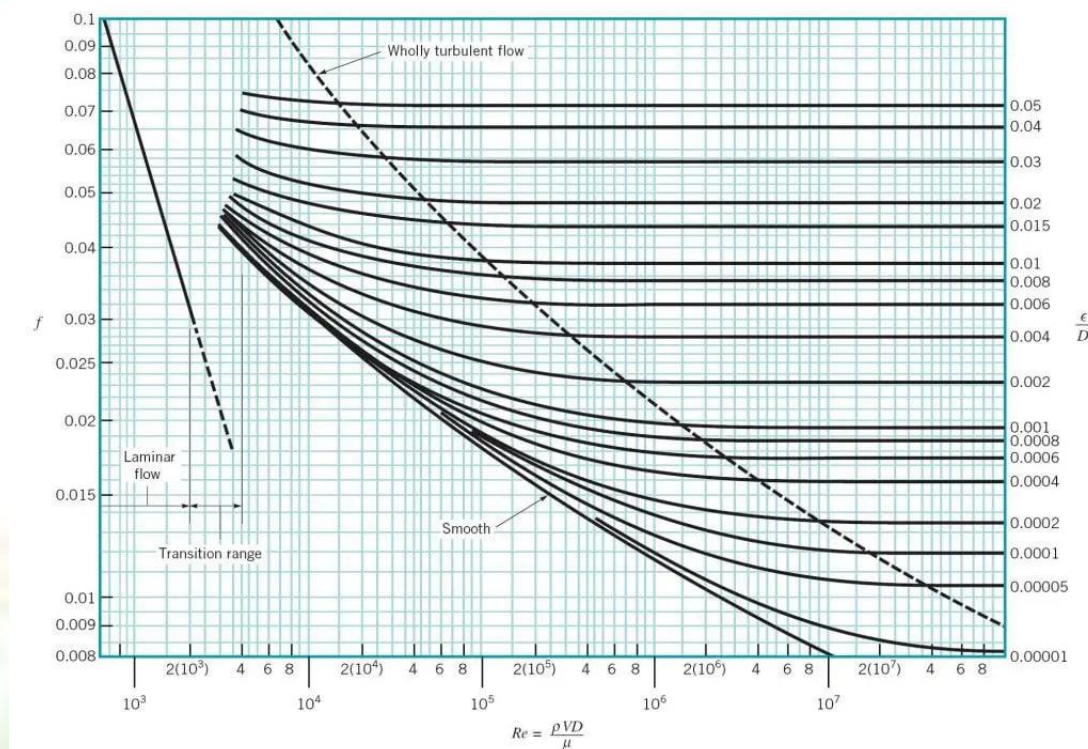


Figure 1. Illustration of pressure loss along a pipeline due to friction and local resistance.

One of the most notable results is observed when optimizing pipe diameter. Increasing the diameter of pipes reduces the velocity of water flow, which directly decreases friction losses. As a result, the pressure available at consumer points becomes more stable, particularly in multi-storey residential buildings where pressure distribution is critical. The use of modern pipe materials such as PVC, PPR, and HDPE also contributes to improved system performance. These materials have smoother internal surfaces compared to traditional metal pipes, which significantly lowers hydraulic resistance. In practice, systems constructed with such materials demonstrate lower pressure losses and require less pumping energy to maintain the required water pressure. Another important result is achieved by minimizing the number of pipeline fittings and bends. Systems designed with fewer elbows, valves, and reducers show lower local resistance, allowing water to flow more smoothly through the distribution network. This design approach helps maintain consistent pressure levels throughout the building.

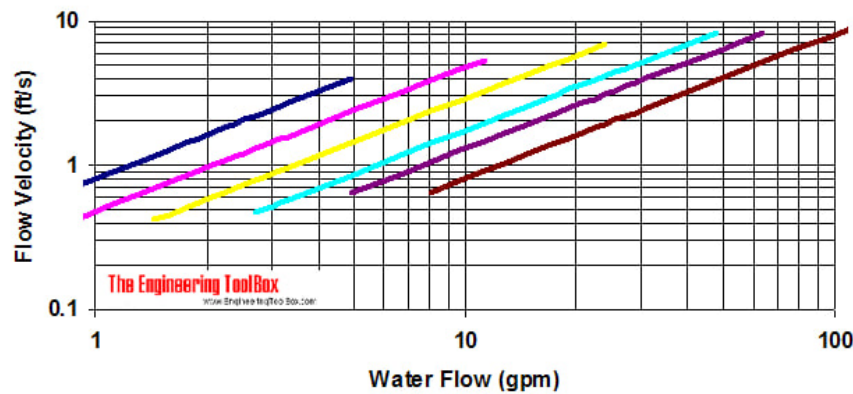

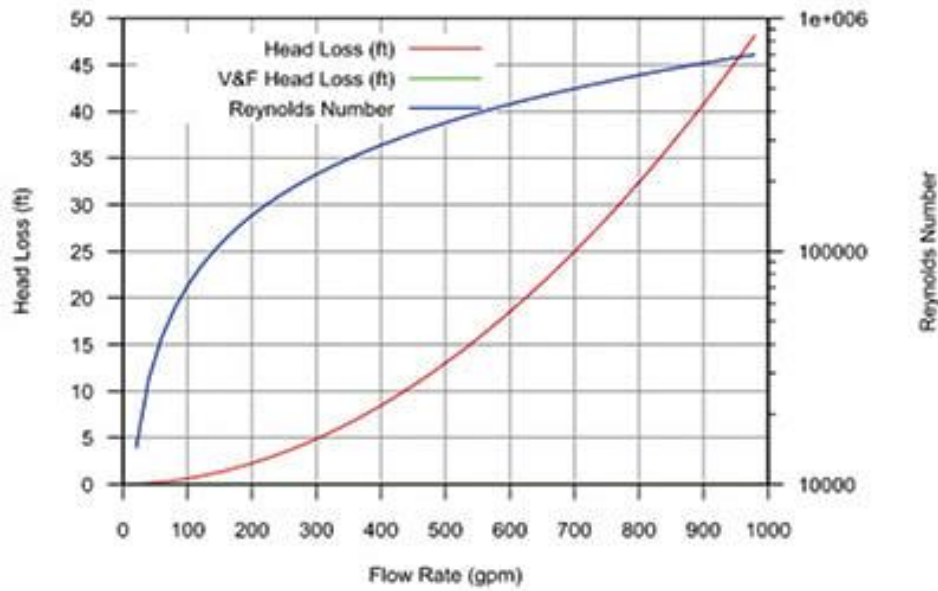




Figure 3. Relationship between pipe diameter and pressure loss in water pipelines.

Maintaining optimal flow velocity within the recommended range also plays a crucial role in reducing pressure loss. When water velocity is properly controlled, turbulence and friction effects are minimized, resulting in improved hydraulic efficiency and reduced operational noise. Regular maintenance and cleaning of pipelines also produce positive results. Removing sediment, corrosion, and mineral deposits from the inner pipe surfaces helps restore the effective pipe diameter and maintain smooth water flow. This prevents excessive pressure loss and ensures long-term reliability of the water supply system.

DISCUSSION

The results of the study demonstrate that pressure loss in domestic water pipes can be effectively reduced through appropriate design strategies and operational improvements. Pressure loss is an unavoidable phenomenon in pipeline systems; however, its impact can be minimized by understanding the factors that influence hydraulic resistance and by applying suitable engineering solutions. One of the most important factors affecting pressure loss is pipe diameter. The analysis shows that larger pipe diameters significantly reduce flow velocity and friction losses. However, increasing pipe diameter also leads to higher installation costs and requires more space within building structures. Therefore, engineers must carefully balance hydraulic efficiency and economic feasibility when selecting pipe sizes during the design stage.

Another key aspect discussed in this study is the influence of pipe materials. Modern polymer pipes such as PVC, HDPE, and PPR have smoother internal surfaces and better corrosion resistance compared to traditional steel pipes. These characteristics contribute to lower friction coefficients and improved hydraulic performance over time. In addition, polymer pipes are lighter and easier to install, which further enhances their practical advantages in domestic water supply systems. The layout of the pipeline network also plays an important role in reducing pressure losses. A well-designed system with fewer bends, valves, and fittings reduces local



hydraulic resistance and allows water to flow more smoothly through the network. This highlights the importance of proper planning and engineering design during the construction of domestic water supply systems.

Flow velocity control is another critical factor discussed in this research. Excessive water velocity increases friction losses and may lead to noise, vibration, and pipe wear. Maintaining recommended velocity limits ensures stable system operation and prolongs the lifespan of the pipeline network. Maintenance practices are also essential for maintaining hydraulic efficiency over the long term. Over time, sediment, corrosion, and mineral deposits may accumulate inside pipes, increasing roughness and reducing the effective pipe diameter. Regular inspection, cleaning, and system maintenance help prevent these problems and ensure consistent water pressure within the system.

CONCLUSION

Pressure loss in domestic water pipes is an important factor that directly affects the efficiency and reliability of water supply systems in residential buildings. Excessive hydraulic losses can lead to insufficient water pressure at consumer points, increased energy consumption of pumping equipment, and reduced overall system performance. Therefore, minimizing pressure loss is a key objective in the design and operation of domestic water distribution networks. The study shows that several effective methods can be applied to reduce pressure loss in pipelines. These include selecting an appropriate pipe diameter, using pipes with smooth internal surfaces, minimizing the number of fittings and bends, maintaining optimal water flow velocity, and ensuring proper installation of pipelines. In addition, regular maintenance and cleaning of pipes play a significant role in preventing the accumulation of deposits that increase hydraulic resistance.

The results confirm that the implementation of these engineering approaches can significantly improve the hydraulic efficiency of domestic water supply systems. Reduced pressure losses lead to more stable water pressure, lower energy consumption, longer service life of pipelines, and improved reliability of the entire system. In conclusion, careful hydraulic design, proper material selection, and



regular system maintenance are essential for reducing pressure loss in domestic water pipes. Applying these principles in modern residential buildings will help ensure efficient and sustainable water supply for consumers.

REFERENCES

1. Mays, L. W. (2010). *Water Distribution Systems Handbook*. McGraw-Hill Education, New York.
2. Walski, T. M., Chase, D. V., Savic, D. A., Grayman, W., Beckwith, S., & Koelle, E. (2003). *Advanced Water Distribution Modeling and Management*. Haestad Press, Waterbury, USA.
3. Hammer, M. J., & Hammer, M. J. Jr. (2012). *Water and Wastewater Technology*. 7th Edition, Pearson Education, Upper Saddle River, New Jersey.
4. AWWA (American Water Works Association). (2017). *Water Distribution Systems Operation and Management*. AWWA Manual M20, Denver, USA.
5. Fox, R. W., McDonald, A. T., & Pritchard, P. J. (2015). *Introduction to Fluid Mechanics*. 8th Edition, John Wiley & Sons, New York.
6. Çengel, Y. A., & Cimbala, J. M. (2018). *Fluid Mechanics: Fundamentals and Applications*. 4th Edition, McGraw-Hill Education.
7. Munson, B. R., Young, D. F., Okiishi, T. H., & Huebsch, W. W. (2013). *Fundamentals of Fluid Mechanics*. 7th Edition, John Wiley & Sons.
8. Shamim, A., & Mohd, A. (2019). Hydraulic analysis of water distribution systems and pressure loss reduction methods. *Journal of Water Supply Engineering*, 11(2), 45–52.