

## SOLVING INDEFINITE INTEGRALS USING MAPLE SOFTWARE

*Toshkent davlat iqtisodiyot universiteti*  
*International business akademik litseyi o`qituvchisi*  
***Toshboeva Feruza Atamjanovna***

**Abstract:** This article discusses methods for teaching the solution of indefinite integrals using the MAPLE software. Software tools help in understanding mathematical concepts more easily. With MAPLE's user-friendly interface and powerful computational capabilities, the effectiveness of teaching students how to compute integrals can be enhanced. The article also provides practical examples of solving indefinite integrals in MAPLE. The integration of modern technologies and software into the educational process allows students to grasp mathematical theories more quickly and accurately. Using MAPLE facilitates the visualization of computation results, aiding students in better understanding various mathematical functions. This article provides a detailed analysis of the application of MAPLE in teaching indefinite integrals and its positive impact on the educational process.

**Keywords:** indefinite integral, MAPLE software, mathematics education, software, computer technology, indefinite integral examples, mathematical modeling.

### Introduction

The use of modern technologies in mathematics education is of great importance. Computer programs, particularly software like MAPLE, serve as effective tools for performing complex mathematical operations. Computing indefinite integrals is a crucial aspect of mathematical analysis, and understanding and applying it is essential in many disciplines. Unlike traditional paper-and-pencil methods, the use of computer software significantly speeds up the process and reduces errors.

In contemporary education, the use of digital tools by teachers and students is becoming increasingly significant. MAPLE is one of the most advanced mathematical computation software programs, offering a user-friendly interface, a vast range of mathematical functions, and high processing speed, making it a vital tool in teaching. Using MAPLE to understand and solve indefinite integrals simplifies the process for students and helps reinforce their knowledge.

One of the greatest advantages of MAPLE software is its interactivity. With the help of this software, students can not only obtain integral calculations but also visualize their graphical representations. This enhances their understanding of the subject. Furthermore, the program allows for the execution of complex calculations in a short amount of time, saving more time compared to traditional methods. This article

provides a detailed overview of MAPLE’s capabilities, its impact on the teaching process, and its application in practical lessons.

### **Methodology and Literature Review**

The following methods were used in this article to explore the use of MAPLE software:

1. **Principles of MAPLE software:** MAPLE is a powerful software designed for automating mathematical calculations, solving algebraic and differential equations, plotting graphs, and modeling various mathematical problems. The software is based on the following key principles:

a) **Mathematical syntax and commands:** Mathematical formulas and commands in MAPLE are written using a special syntax. For example, to compute an indefinite integral, the following command is used:

```
int(x^2, x);
```

This command calculates the indefinite integral and returns the result.

b) **Interactive environment:** MAPLE provides users with an interactive environment where commands entered yield real-time results and are displayed visually.

c) **Graphical capabilities:** MAPLE can generate two- and three-dimensional plots. For example, the following command plots the function:

```
plot(x^2, x=-5..5);
```

d) **Symbolic and numerical computation:** MAPLE is capable of storing and computing mathematical expressions in their exact form, facilitating mathematical problem-solving.

e) **Simple coding:** MAPLE allows writing concise and intuitive code for performing complex mathematical operations. For example, the "procedure" function can be used to perform various mathematical operations.

MAPLE’s features make it a useful tool in teaching and scientific research.

2. **Computing indefinite integrals:** Examples of computing indefinite integrals using the `int()` function are provided, demonstrating different methods for solving various functions.

3. **Teaching methodology:** Step-by-step methods for teaching students, control questions, and practical exercises are outlined. Additionally, interactive learning methods, laboratory exercises, and independent assignments are developed.

4. **Visualization of graphical results:** The article explores methods of visually explaining integral results using graphical representations in MAPLE.

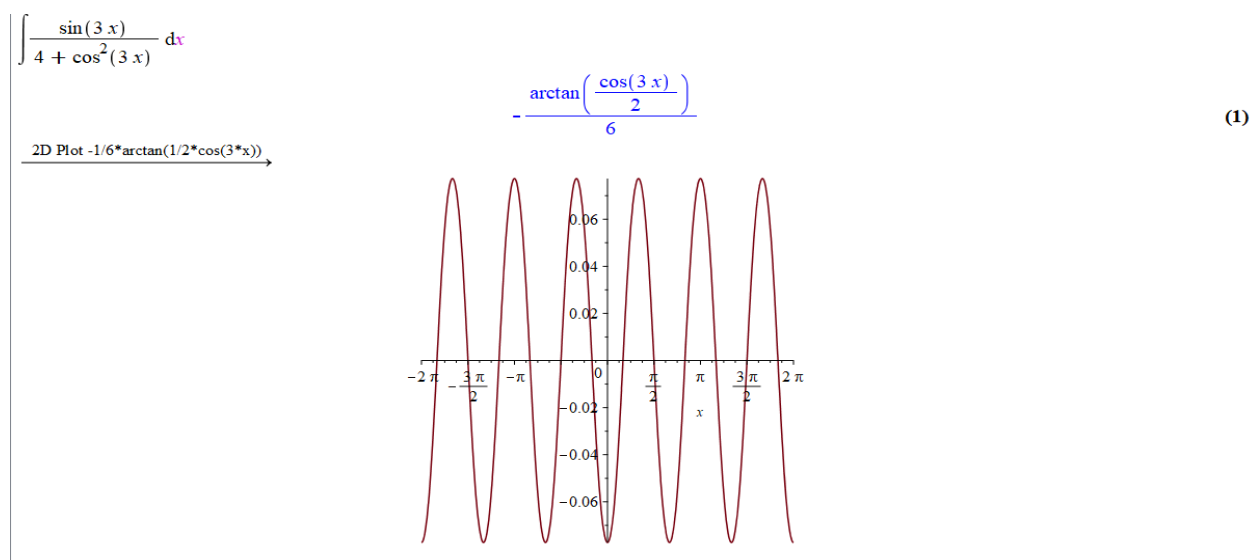
5. **Verification and analysis of integrals:** Methods of verifying computed integrals and proving their correctness using MAPLE tools are discussed.

6. **Practical exercises:** Interactive lessons, step-by-step guides, and independent assignments for students are developed to facilitate the use of MAPLE software.

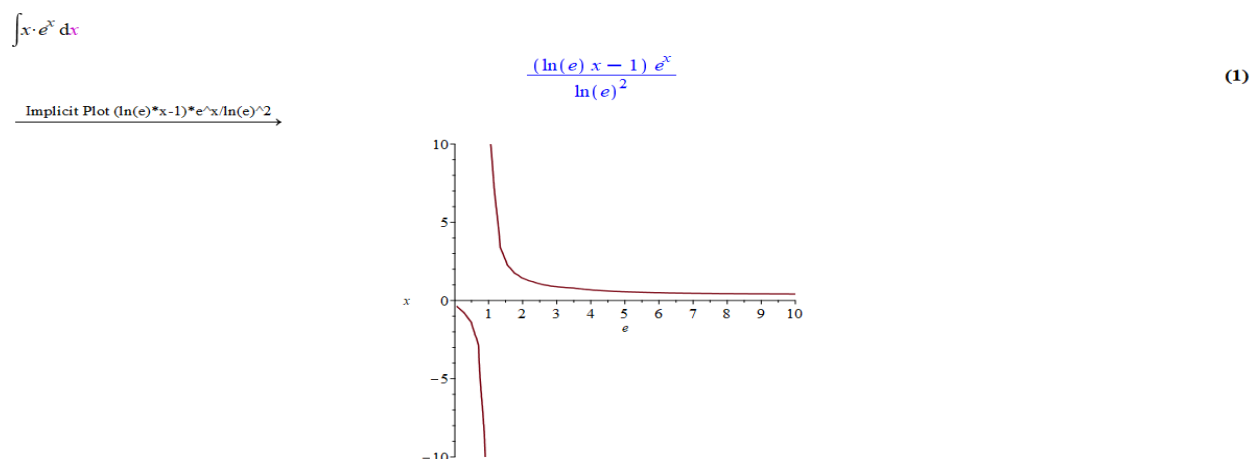
7. **Evaluation and assessment processes:** Methods for assessing students' knowledge of MAPLE software, evaluating their results, and analyzing the effectiveness of using the program are discussed.

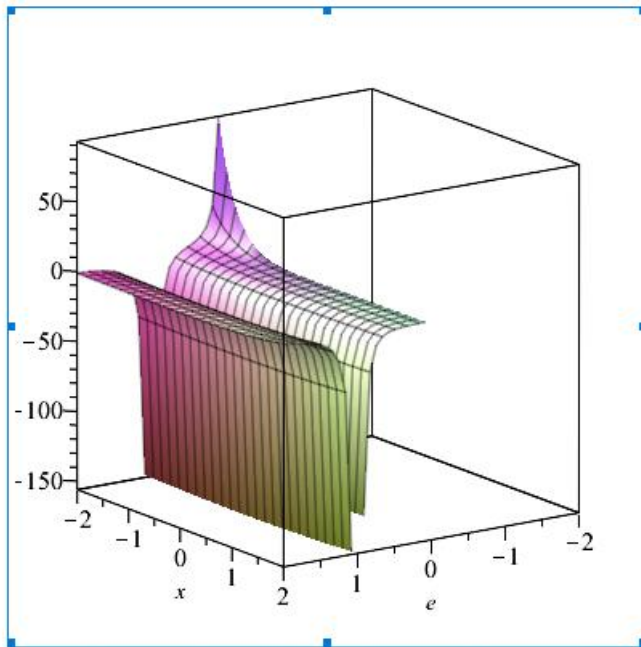
**For example:**

**a)**



**b)**





3D

view

### Results and Discussion

The process of solving indefinite integrals using MAPLE software has a significant impact on the quality of education. Working with this software increases students' interest in the subject while also allowing them to perform computations more accurately and quickly. The findings indicate the following key aspects:

- **Accuracy and efficiency in computation:** Compared to manual calculations, MAPLE provides much faster and more accurate results. Students can minimize errors when solving indefinite integrals.

- **Enhancing comprehension through graphical representation:** Using MAPLE, students can visualize integral results graphically, making it easier to understand complex mathematical concepts.

- **Creating an interactive learning environment:** The interactive nature of MAPLE allows students to observe the calculation process, analyze results, and modify various parameters to derive new conclusions.

- **Developing independent learning skills:** By using the program, students can independently solve various problems related to indefinite integrals, reinforcing their knowledge. Additionally, they can test new methods based on their own code.

- **Experimental results:** Observations indicate that students learn to solve indefinite integrals more efficiently and quickly using MAPLE. While traditional methods take an average of 15-20 minutes per problem, MAPLE reduces this time to 5-10 minutes.

- **Teachers' opinions:** Educators have noted that using the software makes the learning process more interactive and engaging. In particular, graphical tools help students better understand the subject.

These results demonstrate that the use of MAPLE significantly improves students' understanding of integral computation. The program simplifies the learning process and presents results more visually, making its integration into the education system a promising approach.

### **Conclusion**

Using MAPLE software allows students to learn indefinite integrals effectively. The program simplifies mathematical calculations and presents visual results. Teachers can use this tool to enhance the effectiveness of their lessons. Additionally, the use of MAPLE helps apply mathematical concepts in practice, making the educational process more engaging and interactive.

### **References:**

- Apostol, T. M. (1967). *Mathematical Analysis*. Addison-Wesley.
- Stewart, J. (2015). *Calculus*. Cengage Learning.
- Butcher, J., & Jarvis, S. (2010). *Mathematical Computing with Maple*. Chapman & Hall/CRC.
- Almukhtar, A., et al. (2018). "The Role of Maple in Mathematical Education." *Journal of Mathematics and Education*, 10(3), 45-60.
- Sodiqov, A. (2005). *Mathematical Analysis*. Tashkent: Uzbekistan Academy of Sciences.
- Karimov, U., et al. (2010). *Mathematics and Informatics*. Tashkent: Ministry of Higher and Secondary Special Education of Uzbekistan.